

Southern Technical University - SDG 8 Benchmarking Report

This report provides an in-depth benchmarking analysis of Southern Technical University's (STU) alignment with SDG 8: Decent Work and Economic Growth. Through comparisons at global, regional, and national levels, this report identifies areas for improvement and strategic opportunities. The document includes an action plan, key activities, key metrics, and suggested KPIs for supporting sustainable economic growth and employment.

1. Benchmark Analysis

This section compares STU's performance with other institutions globally, within the Arab region, and within Iraq. Benchmarking offers insights into STU's position and areas where it can improve its SDG 8 alignment.

2. Descriptive Statistics Overview

The following table summarizes key descriptive statistics for SDG 8 scores at global, Arab region, and Iraq levels. These statistics provide a baseline for STU to assess its relative standing and identify targets for improvement.

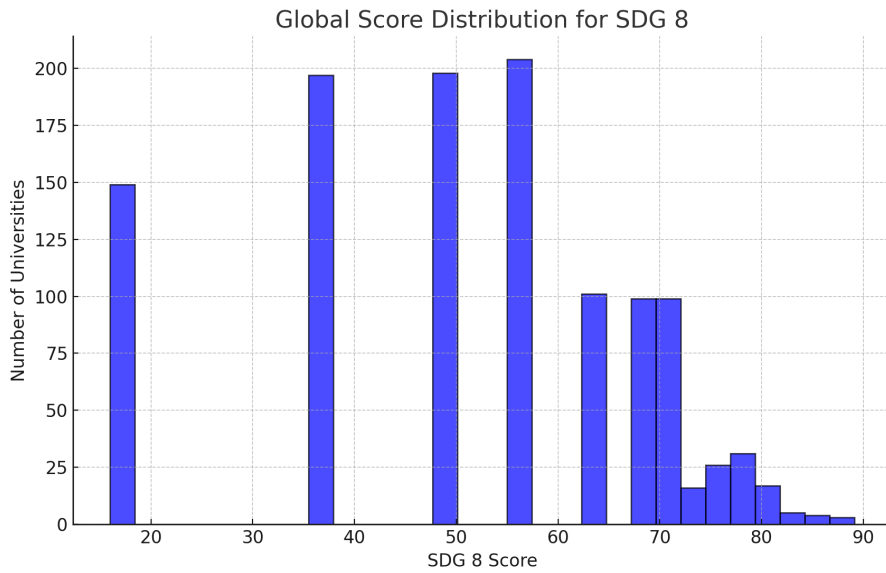
Statistic	Global	Arab Region	Iraq
Count	1149.00	150.00	29.00
Mean	51.20	43.13	23.95
Std	18.43	20.35	11.46
Min	16.00	16.00	16.00
25%	36.85	16.00	16.00
50%	56.95	47.90	16.00
75%	67.20	56.95	36.85
Max	89.10	82.60	47.90

3. Visualizations

The following visualizations show the distribution of SDG 8 scores at global, Arab region, and Iraq levels, illustrating STU's position.

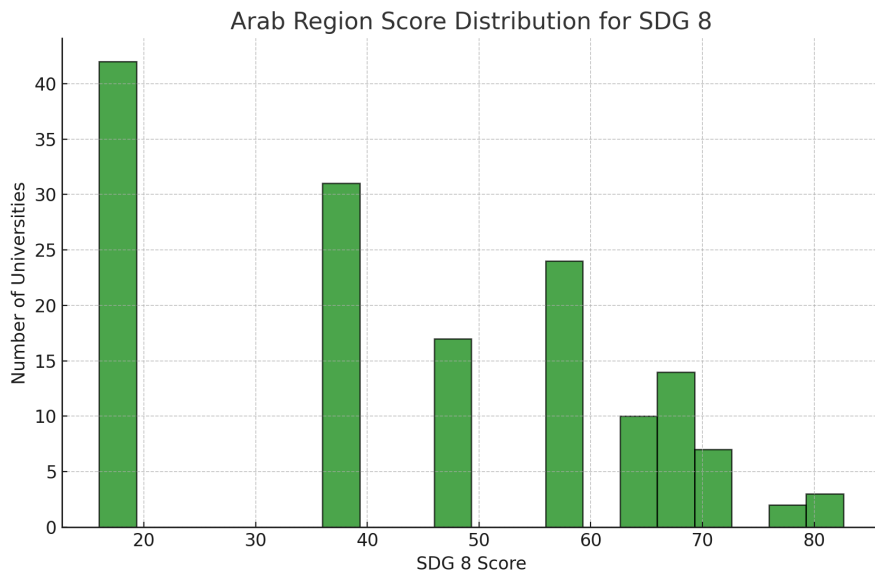
3.1 Global SDG 8 Score Distribution

This histogram shows the distribution of SDG 8 scores among universities worldwide.



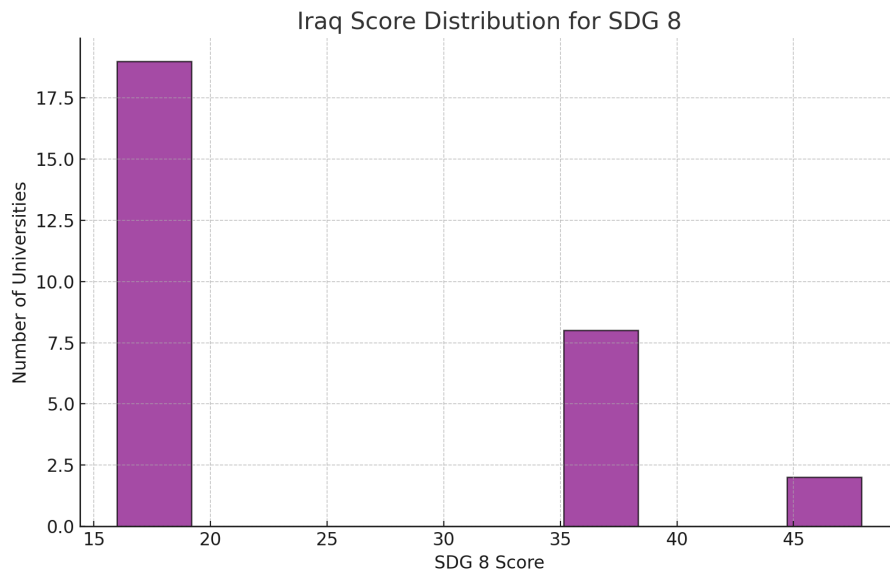
3.2 Arab Region SDG 8 Score Distribution

This histogram illustrates SDG 8 score distribution for universities in the Arab region.



3.3 Iraq SDG 8 Score Distribution

The histogram below presents the SDG 8 score distribution among universities in Iraq, providing national context for STU's position.



4. Action Plan for SDG 8 Alignment

The action plan provides strategic steps STU can implement to enhance its alignment with SDG 8. The initiatives cover sustainable employment, economic growth, fair wages, and skill-building programs.

Action	Responsible Unit	Timeframe	Expected Outcome
Develop skill-building workshops for students to enhance employability.	Career Services	Short-term (6 months)	Improves job readiness and supports decent employment opportunities.
Establish partnerships with local businesses for student internships.	Community Relations Office	Medium-term (1-2 years)	Promotes real-world experience and fosters economic growth through local partnerships.
Organize events on workplace rights and fair wages for students.	Student Affairs Office	Ongoing	Raises awareness of fair work practices and encourages advocacy.
Implement monitoring for fair wage standards in campus employment opportunities.	Human Resources	Ongoing	Ensures compliance with fair labor standards on campus.

5. Key Activities for SDG 8 Alignment

The following key activities outline specific steps that STU should undertake to support SDG 8. These activities focus on promoting economic growth, fair employment practices, and sustainable work environments.

Activity	Objective	Expected Impact
Conduct workshops on entrepreneurship and economic growth.	To inspire students to engage in sustainable economic ventures.	Encourages economic growth and job creation within the community.
Develop and implement job fairs connecting students with local employers.	To improve job accessibility and support decent work practices.	Fosters student employment and strengthens local economy.
Monitor compliance with safe working conditions for on-campus jobs.	To ensure fair and safe employment standards.	Maintains high safety and ethical standards for campus employment.

6. Suggested KPIs for Monitoring SDG 8

The following Key Performance Indicators (KPIs) provide measurable targets to track STU's progress toward decent work and economic growth. These KPIs support effective tracking of SDG 8 alignment and employment sustainability.

Metric	KPI	Description
Student employability rate after graduation.	Percentage of students employed within 6 months post-graduation	Measures the effectiveness of STU in preparing students for the workforce.
Participation rate in skill-building programs.	Percentage of students enrolled in skill enhancement workshops	Tracks student engagement in employability programs.
Compliance with fair wage practices for campus jobs.	Percentage of on-campus positions meeting fair wage standards	Ensures ethical wage standards in on-campus employment.
Internship and job placement rate through campus programs.	Percentage of students placed in internships or jobs via STU programs	Monitors STU's support for students in securing employment.
Student engagement in economic development activities.	Annual increase in student participation in economic growth activities	Promotes economic growth and aligns student activities with SDG 8.